

DESTINO DE LOS RECURSOS FEDERALES QUE RECIBEN UNIVERSIDADES E INSTITUCIONES DE EDUCACIÓN MEDIA SUPERIOR Y SUPERIOR


En términos del artículo 38, fracción I del Decreto de Presupuesto de Egresos de la Federación para el Ejercicio Fiscal 2019

Programas y cumplimiento de metas

Cifras acumuladas desde enero al periodo que se reporta

Fracción I


Colegio de Estudios Científicos y Tecnológicos del Estado de Durango	Programa	Gasto Ejercido (Millones de pesos)			Metas alcanzadas al periodo Enero-Diciembre	Metas alcanzadas al periodo enero-diciembre		
		Enero-Octubre	Enero-Noviembre	Enero-Diciembre		Meta Anual Indicador / (Variable meta)	Metas programadas enero-diciembre	Metas alcanzadas enero-diciembre
Colegio de Estudios Científicos y Tecnológicos del Estado de Durango	DESARROLLO INSTITUCIONAL Y GESTIÓN ADMINISTRATIVA	30,733,015	35,661,163	44,786,166	112	127	127	112
	ATENCIÓN A LA DEMANDA, COBERTURA Y CALIDAD	167,493,940	194,309,498	241,475,795	68	78	78	68
	DESARROLLO ACADÉMICO				22	34	34	22
	PERTINENCIA DE PLANES Y PROGRAMAS DE ESTUDIO				8	13	13	8
	FORTALECIMIENTO EN INFRAESTRUCTURA Y EQUIPAMIENTO		419,783	419,783	27	27	27	27
	VINCULACIÓN Y GESTIÓN CON LOS SECTORES QUE INTEGRAN A LA SOCIEDAD	5,096,060	6,205,533	7,787,690	76	97	97	76
	EVALUACIÓN INSTITUCIONAL				18	19	19	18



C.P. ALEJANDRO DUARTE SERRANO.
ENCARGADO DE REC. FINANCIEROS



LIC. ALEJANDRO MOJICA NARVAEZ.
DIRECTOR GENERAL.



L.I. MANUEL ENRIQUEZ GAMERO.
DIRECTOR ADMINISTRATIVO.

Categoría	Tipo de personal	Costo unitario bruto (pesos)												Número de plazas												Responsable del laboral	Utilización	Costo total de la plantilla (Pesos)												Acumulado Enero-Septiembre																																																																																																																																																																																																																																																																																																																																																																																																																																																																																																																																																																																																																																																																																																							
		Enero												Ene														Ene																																																																																																																																																																																																																																																																																																																																																																																																																																																																																																																																																																																																																																																																																																																			
		Enero	Febrero	Marzo	Abril	May	Jun	Jul	Ago	Sep	Oct	Nov	Dic	Ene	Feb	Mar	Abr	May	Jun	Jul	Ago	Sep	Oct	Nov	Dic			Ene	Feb	Mar	Abr	May	Jun	Jul	Ago	Sep	Oct	Nov	Dic																																																																																																																																																																																																																																																																																																																																																																																																																																																																																																																																																																																																																																																																																																								
AUX. DE DPTO	Confianza	20,543.26	20,543.26	21,243.26	25,681.40	20,382.77	19,743.26	32,348.91	20,543.26	19,743.26	19,743.26	42,456.65	59,245.83	1	1	1	1	1	1	1	1	1	1	1	1	DIR ADMINISTRATIVA		20,543.26	20,543.26	21,243.26	25,681.40	20,382.77	19,743.26	32,348.91	20,543.26	19,743.26	19,743.26	42,456.65	59,245.83	20,543.26	41,086.52	62,329.78	87,973.04	108,716.30	129,459.56	150,202.82	170,946.08	191,689.34	212,432.60	233,175.86	253,919.12	274,662.38	295,405.64	316,148.90	336,892.16	357,635.42	378,378.68	399,121.94	419,865.20	440,608.46	461,351.72	482,094.98	502,838.24	523,581.50	544,324.76	565,068.02	585,811.28	606,554.54	627,297.80	648,041.06	668,784.32	689,527.58	710,270.84	731,014.10	751,757.36	772,500.62	793,243.88	813,987.14	834,730.40	855,473.66	876,216.92	896,960.18	917,703.44	938,446.70	959,190.00	979,933.26	1,000,676.52	1,021,419.78	1,042,163.04	1,062,906.30	1,083,649.56	1,104,392.82	1,125,136.08	1,145,879.34	1,166,622.60	1,187,365.86	1,208,109.12	1,228,852.38	1,249,595.64	1,270,338.90	1,291,082.16	1,311,825.42	1,332,568.68	1,353,311.94	1,374,055.20	1,394,798.46	1,415,541.72	1,436,285.00	1,457,028.26	1,477,771.52	1,498,514.78	1,519,258.04	1,539,999.30	1,560,742.56	1,581,485.82	1,602,229.08	1,622,972.34	1,643,715.60	1,664,458.86	1,685,202.12	1,705,945.38	1,726,688.64	1,747,431.90	1,768,175.16	1,788,918.42	1,809,661.68	1,830,404.94	1,851,148.20	1,871,891.46	1,892,634.72	1,913,378.00	1,934,121.26	1,954,864.52	1,975,607.78	1,996,351.04	2,017,094.30	2,037,837.56	2,058,580.82	2,079,324.08	2,100,067.34	2,120,810.60	2,141,553.86	2,162,297.12	2,183,040.38	2,203,783.64	2,224,526.90	2,245,270.16	2,266,013.42	2,286,756.68	2,307,500.00	2,328,243.26	2,348,986.52	2,369,729.78	2,390,473.04	2,411,216.30	2,431,959.56	2,452,702.82	2,473,446.08	2,494,189.34	2,514,932.60	2,535,675.86	2,556,419.12	2,577,162.38	2,597,905.64	2,618,648.90	2,639,392.16	2,660,135.42	2,680,878.68	2,701,621.94	2,722,365.20	2,743,108.46	2,763,851.72	2,784,595.00	2,805,338.26	2,826,081.52	2,846,824.78	2,867,568.04	2,888,311.30	2,909,054.56	2,929,797.82	2,950,541.08	2,971,284.34	2,992,027.60	3,012,770.86	3,033,514.12	3,054,257.38	3,075,000.64	3,095,743.90	3,116,487.16	3,137,230.42	3,157,973.68	3,178,716.94	3,199,460.20	3,220,203.46	3,240,946.72	3,261,690.00	3,282,433.26	3,303,176.52	3,323,919.78	3,344,663.04	3,365,406.30	3,386,149.56	3,406,892.82	3,427,636.08	3,448,379.34	3,469,122.60	3,489,865.86	3,510,609.12	3,531,352.38	3,552,095.64	3,572,838.90	3,593,582.16	3,614,325.42	3,635,068.68	3,655,811.94	3,676,555.20	3,697,298.46	3,718,041.72	3,738,785.00	3,759,528.26	3,780,271.52	3,801,014.78	3,821,758.04	3,842,501.30	3,863,244.56	3,883,987.82	3,904,731.08	3,925,474.34	3,946,217.60	3,966,960.86	3,987,704.12	4,008,447.38	4,029,190.64	4,049,933.90	4,070,677.16	4,091,420.42	4,112,163.68	4,132,906.94	4,153,650.20	4,174,393.46	4,195,136.72	4,215,880.00	4,236,623.26	4,257,366.52	4,278,109.78	4,298,853.04	4,319,596.30	4,340,339.56	4,361,082.82	4,381,826.08	4,402,569.34	4,423,312.60	4,444,055.86	4,464,799.12	4,485,542.38	4,506,285.64	4,527,028.90	4,547,772.16	4,568,515.42	4,589,258.68	4,609,999.94	4,630,743.20	4,651,486.46	4,672,229.72	4,692,973.00	4,713,716.26	4,734,459.52	4,755,202.78	4,775,946.04	4,796,689.30	4,817,432.56	4,838,175.82	4,858,919.08	4,879,662.34	4,900,405.60	4,921,148.86	4,941,892.12	4,962,635.38	4,983,378.64	5,004,121.90	5,024,865.16	5,045,608.42	5,066,351.68	5,087,094.94	5,107,838.20	5,128,581.46	5,149,324.72	5,170,068.00	5,190,811.26	5,211,554.52	5,232,297.78	5,253,041.04	5,273,784.30	5,294,527.56	5,315,270.82	5,336,014.08	5,356,757.34	5,377,500.60	5,398,243.86	5,418,987.12	5,439,730.38	5,460,473.64	5,481,216.90	5,501,960.16	5,522,703.42	5,543,446.68	5,564,189.94	5,584,933.20	5,605,676.46	5,626,419.72	5,647,163.00	5,667,906.26	5,688,649.52	5,709,392.78	5,730,136.04	5,750,879.30	5,771,622.56	5,792,365.82	5,813,109.08	5,833,852.34	5,854,595.60	5,875,338.86	5,896,082.12	5,916,825.38	5,937,568.64	5,958,311.90	5,979,055.16	5,999,798.42	6,020,541.68	6,041,284.94	6,062,028.20	6,082,771.46	6,103,514.72	6,124,258.00	6,145,001.26	6,165,744.52	6,186,487.78	6,207,231.04	6,227,974.30	6,248,717.56	6,269,460.82	6,290,204.08	6,310,947.34	6,331,690.60	6,352,433.86	6,373,177.12	6,393,920.38	6,414,663.64	6,435,406.90	6,456,150.16	6,476,893.42	6,497,636.68	6,518,380.00	6,539,123.26	6,559,866.52	6,580,609.78	6,601,353.04	6,622,096.30	6,642,839.56	6,663,582.82	6,684,326.08	6,705,069.34	6,725,812.60	6,746,555.86	6,767,299.12	6,788,042.38	6,808,785.64	6,829,528.90	6,850,272.16	6,871,015.42	6,891,758.68	6,912,501.94	6,933,245.20	6,953,988.46	6,974,731.72	6,995,475.00	7,016,218.26	7,036,961.52	7,057,704.78	7,078,448.04	7,099,191.30	7,119,934.56	7,140,677.82	7,161,421.08	7,182,164.34	7,202,907.60	7,223,650.86	7,244,394.12	7,265,137.38	7,285,880.64	7,306,623.90	7,327,367.16	7,348,110.42	7,368,853.68	7,389,596.94	7,410,340.20	7,431,083.46	7,451,826.72	7,472,570.00	7,493,313.26	7,514,056.52	7,534,799.78	7,555,543.04	7,576,286.30	7,597,029.56	7,617,772.82	7,638,516.08	7,659,259.34	7,679,999.60	7,700,743.86	7,721,487.12	7,742,230.38	7,762,973.64	7,783,716.90	7,804,460.16	7,825,203.42	7,845,946.68	7,866,689.94	7,887,433.20	7,908,176.46	7,928,919.72	7,949,663.00	7,970,406.26	7,991,149.52	8,011,892.78	8,032,636.04	8,053,379.30	8,074,122.56	8,094,865.82	8,115,609.08	8,136,352.34	8,157,095.60	8,177,838.86	8,198,582.12	8,219,325.38	8,240,068.64	8,260,811.90	8,281,555.16	8,302,298.42	8,323,041.68	8,343,784.94	8,364,528.20	8,385,271.46	8,406,014.72	8,426,758.00	8,447,501.26	8,468,244.52	8,488,987.78	8,509,731.04	8,530,474.30	8,551,217.56	8,571,960.82	8,592,704.08	8,613,447.34	8,634,190.60	8,654,933.86	8,675,677.12	8,696,420.38	8,717,163.64	8,737,906.90	8,758,650.16	8,779,393.42	8,800,136.68	8,820,880.00	8,841,623.26	8,862,366.52	8,883,109.78	8,903,853.04	8,924,596.30	8,945,339.56	8,966,082.82	8,986,826.08	9,007,569.34	9,028,312.60	9,049,055.86	9,069,799.12	9,090,542.38	9,111,285.64	9,132,028.90	9,152,772.16	9,173,515.42	9,194,258.68	9,215,001.94	9,235,745.20	9,256,488.46	9,277,231.72	9,297,975.00	9,318,718.26	9,339,461.52	9,360,204.78	9,380,948.04	9,401,691.30	9,422,434.56	9,443,177.82	9,463,921.08	9,484,664.34	9,505,407.60	9,526,150.86	9,546,894.12	9,567,637.38	9,588,380.64	9,609,123.90	9,629,867.16	9,650,610.42	9,671,353.68	9,692,096.94	9,712,840.20	9,733,583.46	9,754,326.72	9,775,070.00	9,795,813.26	9,816,556.52	9,837,299.78	9,858,043.04	9,878,786.30	9,899,529.56	9,920,272.82	9,941,016.08	9,961,759.34	9,982,502.60	1,003,245.86	1,004,989.12	1,006,732.38	1,008,475.64	1,010,218.90	1,011,962.16	1,013,705.42	1,015,448.68	1,017,191.94	1,018,935.20	1,020,678.46	1,022,421.72	1,024,165.00	1,025,908.26	1,027,651.52	1,029,394.78	1,031,138.04	1,032,881.30	1,034,624.56	1,036,367.82	1,038,111.08	1,039,854.34	1,041,597.60	1,043,340.86	1,045,084.12	1,046,827.38	1,048,570.64	1,050,313.90	1,052,057.16	1,053,800.42	1,055,543.68	1,057,286.94	1,059,030.20	1,060,773.46	1,062,516.72	1,064,260.00	1,066,003.26	1,067,746.52	1,069,489.78	1,071,233.04	1,072,976.30	1,074,719.56	1,076,462.82	1,078,206.08	1,079,949.34	1,081,692.60	1,083,435.86	1,085,179.12	1,086,922.38	1,088,665.64	1,090,408.90	1,092,152.16	1,093,895.42	1,095,638.68	1,097,381.94	1,099,125.20	1,100,868.46	1,102,611.72	1,104,355.00	1,106,098.26	1,107,841.52	1,109,584.78	1,111,328.04	1,113,071.30	1,114,814.56	1,116,557.82	1,118,301.08	1,120,044.34	1,121,787.60	1,123,530.86	1,125,274.12	1,127,017.38	1,128,760.64	1,130,503.90	1,132,247.16	1,133,990.42	1,135,733.68	1,137,476.94	1,139,220.20	1,140,963.46	1,142,706.72	1,144,450.00	1,146,193.26	1,147,936.52	1,149,679.78	1,151,423.04	1,153,166.30	1,154,909.56	1,156,652.82	1,158,396.08	1,160,139.34	1,161,882.60	1,163,625.86	1,165,369.12	1,167,112.38	1,168,855.64	1,170,598.90	1,172,342.16	1,174,085.42	1,175,828.68	1,177,571.94	1,179,315.20	1,181,058.46	1,182,801.72	1,184,545.00	1,186,288.26	1,188,031.52	1,189,774.78	1,191,518.04	1,193,261.30	1,195,004.56	1,196,747.82	1,198,491.08	1,200,234.34	1,201,977.60	1,203,720.86	1,205,464.12	1,207,207.38	1,208,950.64	1,210,693.90	1,212,437.16	1,214,180.42	1,215,923.68	1,217,666.94	1,219,410.20	1,221,153.46	1,222,896.72	1,224,640.00	1,226,383.26	1,228,126.52	1,229,869.78	1,231,613.04	1,233,356.30	1,235,099.56	1,236,842.82	1,238,586.08	1,240,329.34	1,242,072.60	1,243,815.86	1,245,559.12	1,247,302.38	1,249,045.64	1,250,788.90	1,252,532.16	1,254,275.42	1,256,018.68	1,257,761.94	1,259,505.20	1,261,248.46	1,262,991.72	1,264,735.00	1,266,478.26	1,268,221.52	1,269,964.78	1,271,708.04	1,273,451.30	1,275,194.56	1,276,937.82	1,278,681.08	1,280,424.34	1,282,167.60	1,283,910.86	1,285,654.12	1,287,397.38	1,289,140.64	1,290,883.90	1,292,627.16	1,294,370.42	1,296,113.68	1,297,856.94	1,299,600.20	1,301,343.46	1,303,086.72	1,304,830.00	1,306,573.26	1,308,316.52	1,310,059.78	1,311,803.04	1,313,546.30	1,315,289.56	1,317,032.82	1,318,776.08	1,320,519.34	1,322,262.60	1,324,005.86	1,325,749.12	1,327,492.38	1,329,235.64	1,330,978.90	1,332,722.16	1,334,465.42	1,336,208.68	1,337,951.94	1,339,695.20	1,341,438.46	1,343,181.72	1,344,925.00	1,346,668.26	1,348,41

Universidad		Estructura de la Planta																																											
Institución	Categoría	Tipo de personal	Costo unitario bruto (pesos)												Número de plazas												Responsabilidad laboral	Ubicación	Costo total de la planta (Pesos)																
			Ene	Feb	Mar	Abr	May	Jun	Jul	Ago	Sep	Oct	Nov	Dic	Ene	Feb	Mar	Abr	May	Jun	Jul	Ago	Sep	Oct	Nov	Dic			Ene	Feb	Mar	Abr	May	Jun	Jul	Ago	Sep	Oct	Nov	Dic	Acumulado Ene-Septiembre				
	BIBLIOTECARIA	Confianza	-	6,662.42	7,755.46	6,478.64	5,612.73	5,121.86	9,774.93	6,068.07	3,331.21	-	-	-	0	1	1	1	1	1	1	1	1	1	1	1	1	1	0	0	0	DIR ACADEMICA	-	6,662.42	7,755.46	6,478.64	5,612.73	5,121.86	9,774.93	6,068.07	3,331.21	-	-	-	50,705.32
	BIBLIOTECARIA	Confianza	-	-	-	-	-	6,662.42	6,388.14	-	13,121.36	-	-	-	0	0	0	0	0	1	1	1	1	1	1	1	1	1	0	0	0	CECYTE01 LAS NIEVES	-	-	-	-	-	6,662.42	6,388.14	-	13,121.36	-	-	-	26,171.92
	CAPTURISTA	Sindicalizado	8,456.26	8,456.26	9,956.26	10,191.14	8,667.39	8,456.26	12,489.36	8,456.26	8,456.26	8,456.26	16,120.12	21,127.51	1	1	1	1	1	1	1	1	1	1	1	1	1	1	1	1	CECYTE07 COL HIDALGO	8,456.26	8,456.26	9,956.26	10,191.14	8,667.39	8,456.26	12,489.36	8,456.26	8,456.26	16,120.12	21,127.51	129,289.94		
	CAPTURISTA	Confianza	9,057.52	9,057.52	10,557.52	11,477.27	9,230.84	8,824.21	14,511.77	9,057.52	9,057.52	9,057.52	18,667.50	26,590.20	1	1	1	1	1	1	1	1	1	1	1	1	1	1	1	1	DIR ADMINISTRATIVA	9,057.52	9,057.52	10,557.52	11,477.27	9,230.84	8,824.21	14,511.77	9,057.52	9,057.52	18,667.50	26,590.20	145,196.91		
	CAPTURISTA	Sindicalizado	12,268.88	12,268.88	12,968.88	13,991.47	11,790.36	11,468.88	17,158.44	12,036.02	11,635.02	11,635.02	22,211.83	29,962.50	1	1	1	1	1	1	1	1	1	1	1	1	1	1	1	1	1	DIRECCION GENERAL	12,268.88	12,268.88	12,968.88	13,991.47	11,790.36	11,468.88	17,158.44	12,036.02	11,635.02	22,211.83	29,962.50	179,366.18	
	CHOFER	Sindicalizado	7,000.46	7,000.46	8,500.46	8,576.25	7,286.45	7,103.92	10,782.96	7,903.92	7,103.92	6,967.77	13,606.78	17,513.29	1	1	1	1	1	1	1	1	1	1	1	1	1	1	1	1	CECYTE03 SUCHIL	7,000.46	7,000.46	8,500.46	8,576.25	7,286.45	7,103.92	10,782.96	7,903.92	7,103.92	6,967.77	13,606.78	17,513.29	109,346.64	
	COORDINADOR ACADEMICO	Confianza	29,862.46	29,862.46	30,982.46	35,846.83	68,118.18	29,482.46	42,887.21	29,482.46	29,482.46	28,976.79	58,453.22	72,221.85	1	1	1	1	1	1	1	1	1	1	1	1	1	1	1	1	CECYTE03 SUCHIL	29,862.46	29,862.46	30,982.46	35,846.83	68,118.18	29,482.46	42,887.21	29,482.46	28,976.79	58,453.22	72,221.85	485,698.84		
	COORDINADOR ACADEMICO	Confianza	29,771.12	29,771.12	29,971.12	34,835.49	29,145.35	26,471.12	41,875.87	28,871.12	28,471.12	28,471.12	55,301.67	70,478.96	1	1	1	1	1	1	1	1	1	1	1	1	1	1	1	1	CECYTE01 LAS NIEVES	29,771.12	29,771.12	29,971.12	34,835.49	29,145.35	26,471.12	41,875.87	28,871.12	28,471.12	55,301.67	70,478.96	435,436.20		
	COORDINADOR ACADEMICO	Confianza	28,466.80	28,466.80	29,586.80	34,451.17	28,761.03	28,086.80	41,491.55	28,676.95	28,471.12	28,471.12	56,482.13	71,176.13	1	1	1	1	1	1	1	1	1	1	1	1	1	1	1	1	CECYTE01 LAS NIEVES	28,466.80	28,466.80	29,586.80	34,451.17	28,761.03	28,086.80	41,491.55	28,676.95	28,471.12	28,471.12	56,482.13	71,176.13	432,630.41	
	COORDINADOR ACADEMICO	Confianza	34,689.06	34,689.06	36,169.06	42,629.51	35,496.39	34,689.06	51,282.97	34,689.06	34,689.06	34,689.06	67,500.18	86,127.35	1	1	1	1	1	1	1	1	1	1	1	1	1	1	1	1	CECYTE11 EL VERGEL	34,689.06	34,689.06	36,169.06	42,629.51	35,496.39	34,689.06	51,282.97	34,689.06	34,689.06	34,689.06	67,500.18	86,127.35	527,219.83	
	COORDINADOR ACADEMICO	Confianza	28,471.12	28,471.12	29,971.12	34,835.49	29,145.35	28,471.12	41,875.87	28,471.12	28,471.12	28,471.12	55,301.67	71,176.13	1	1	1	1	1	1	1	1	1	1	1	1	1	1	1	1	CECYTE01 LA GPE AGUILER	28,471.12	28,471.12	29,971.12	34,835.49	29,145.35	28,471.12	41,875.87	28,471.12	28,471.12	28,471.12	55,301.67	71,176.13	433,132.35	
	COORDINADOR ACADEMICO	Confianza	28,717.42	28,717.42	30,217.42	35,081.81	29,391.85	28,717.42	42,122.19	28,717.42	28,717.42	28,717.42	55,496.86	70,463.94	1	1	1	1	1	1	1	1	1	1	1	1	1	1	1	1	CECYTE01 LAS NIEVES	28,717.42	28,717.42	30,217.42	35,081.81	29,391.85	28,717.42	42,122.19	28,717.42	28,717.42	28,717.42	55,496.86	70,463.94	435,079.39	
	COORDINADOR ACADEMICO	Confianza	27,996.30	27,996.30	29,496.30	34,360.69	28,670.53	27,996.30	41,401.07	27,996.30	27,996.30	27,322.07	116,873.16	-	1	1	1	1	1	1	1	1	1	1	1	1	1	1	1	1	CECYTE19 LLANO GRANDE	27,996.30	27,996.30	29,496.30	34,360.69	28,670.53	27,996.30	41,401.07	27,996.30	27,322.07	116,873.16	-	418,105.32		
	COORDINADOR ACADEMICO	Confianza	30,298.88	30,298.88	31,398.88	36,604.03	30,607.60	29,898.88	43,989.29	30,298.88	29,898.88	29,898.88	58,127.45	74,787.80	1	1	1	1	1	1	1	1	1	1	1	1	1	1	1	1	CECYTE03 SUCHIL	30,298.88	30,298.88	31,398.88	36,604.03	30,607.60	29,898.88	43,989.29	30,298.88	29,898.88	29,898.88	58,127.45	74,787.80	456,108.32	
	COORDINADOR ACADEMICO	Confianza	42,499.02	42,499.02	43,999.02	52,805.99	43,354.13	42,499.02	62,807.25	42,499.02	42,499.02	42,499.02	84,351.32	107,204.28	1	1	1	1	1	1	1	1	1	1	1	1	1	1	1	1	DIR ACADEMICA	42,499.02	42,499.02	43,999.02	52,805.99	43,354.13	42,499.02	62,807.25	42,499.02	42,499.02	42,499.02	84,351.32	107,204.28	649,316.10	
	COORDINADOR ACADEMICO	Confianza	37,269.78	37,269.78	37,999.76	44,792.85	37,314.87	36,459.76	52,013.99	36,969.99	36,459.76	36,459.76	70,623.04	91,152.43	1	1	1	1	1	1	1	1	1	1	1	1	1	1	1	1	DIR ACADEMICA	37,269.78	37,269.78	37,999.76	44,792.85	37,314.87	36,459.76	52,013.99	36,969.99	36,459.76	36,459.76	70,623.04	91,152.43	556,725.73	
	COORDINADOR ACADEMICO	Confianza	28,886.80	28,886.80	29,586.80	34,451.17	28,761.03	28,086.80	41,491.55	27,604.74	28,471.12	27,604.74	56,459.20	64,204.63	1	1	1	1	1	1	1	1	1	1	1	1	1	1	1	1	CECYTE12 VELARDEIA	28,886.80	28,886.80	29,586.80	34,451.17	28,761.03	28,086.80	41,491.55	27,604.74	28,471.12	27,604.74	56,459.20	64,204.63	424,495.38	
	COORDINADOR ACADEMICO	Confianza	29,117.40	29,117.40	30,217.40	35,081.77	29,391.83	28,717.40	42,122.15	29,117.40	28,717.40	28,717.40	55,496.84	71,161.09	1	1	1	1	1	1	1	1	1	1	1	1	1	1	1	1	CECYTE07 COL HIDALGO	29,117.40	29,117.40	30,217.40	35,081.77	29,391.83	28,717.40	42,122.15	29,117.40	28,717.40	28,717.40	55,496.84	71,161.09	436,975.28	
	COORDINADOR ACADEMICO	Confianza	16,940.06	16,940.06	18,040.06	20,032.73	16,927.69	16,540.06	21,730.43	16,540.06	18,982.34	16,540.06	30,710.65	39,273.04	1	1	1	1	1	1	1	1	1	1	1	1	1	1	1	1	CECYTE07 COL HIDALGO	16,940.06	16,940.06	18,040.06	20,032.73	16,927.69	16,540.06	21,730.43	16,540.06	18,982.34	16,540.06	30,710.65	39,273.04	249,204.24	
	COORDINADOR ACADEMICO	Confianza	28,118.18	28,118.18	28,818.18	33,682.55	27,992.41	27,318.18	40,722.93	28,502.50	27,702.50	27,702.50	54,193.31	68,289.92	1	1	1	1	1	1	1	1	1	1	1	1	1	1	1	1	CECYTE14 EMILIANO ZAPATA	28,118.18	28,118.18	28,818.18	33,682.55	27,992.41	27,318.18	40,722.93	28,502.50	27,702.50	27,702.50	54,193.31	68,289.92	421,161.34	
	COORDINADOR ACADEMICO	Confianza	27,318.18	27,318.18	28,818.18	33,682.55	21,302.37	25,969.73	37,499.97	27,510.34	27,702.50	27,702.50	53,803.90	70,381.39	1	1	1	1	1	1	1	1	1	1	1	1	1	1	1	1	CECYTE07 COL HIDALGO	27,318.18	27,318.18	28,818.18	33,682.55	21,302.37	25,969.73	37,499.97	27,510.34	27,702.50	27,702.50	53,803.90	70,381.39	409,009.79	
	COORDINADOR ACADEMICO	Confianza	27,318.18	27,318.18	28,818.18	33,682.55	27,992.41	27,318.18	40,722.93	27,318.18	27,318.18	53,756.74	69,984.01	1	1	1	1	1	1	1	1	1	1	1	1	1	1	1	1	1	CECYTE16 LLANO GRANDE	27,318.18	27,318.18	28,818.18	33,682.55	27,992.41	27,318.18	40,722.93	27,318.18	27,318.18	27,318.18	53,756.74	69,984.01	418,865.90	
	COORDINADOR ACADEMICO	Confianza	27,333.90	27,333.90	28,433.90	33,298.29	27,992.43	27,318.20	40,722.97	27,718.20	31,536.44	35,754.68	68,300.76	92,228.38	1	1	1	1	1	1	1	1	1	1	1	1	1	1	1	1	DIR ADMINISTRATIVA	27,333.90	27,333.90	28,433.90	33,298.29	27,992.43	27,318.20	40,722.97	27,718.20	31,536.44	35,754.68	68,300.76	92,228.38	467,972.05	
	COORDINADOR ACADEMICO	Confianza	26,933.68	26,933.68	28,433.68	33,298.25	27,800.26	27,318.18	40,722.93	27,318.18	27,318.18	53,711.01	69,984.01	1	1	1	1	1	1	1	1	1	1	1	1	1	1	1	1	1	CECYTE13 NAZARENO	26,933.68	26,933.68	28,433.68	33,298.25	27,800.26	27,318.18	40,722.93	27,318.18	27,318.18	27,318.18	53,711.01	69,984.01	417,080.82	
	COORDINADOR ACADEMICO	Confianza	27,733.90	27,733.90	28,433.90	33,298.29	27,909.13	26,933.90	40,336.67	27,733.90	26,933.90	26,933.90	53,241.81	66,403.75	1	1	1	1	1	1	1	1	1	1	1	1	1	1	1	1	CECYTE02 CEBALLOS	27,733.90	27,733.90	28,433.90	33,298.29	27,608.13	26,933.90	40,336.67	27,733.90	26,933.90	26,933.90	53,241.81	66,403.75	412,327.95	
	COORDINADOR ACADEMICO	Confianza	29,701.22	29,701.22	31,201.22	36,654.36	30,435.03	2																																					

Categoría	Tipo de personal	Costo unitario bruto (pesos)												Número de plazas												Responsabilidad laboral	Ubicación	Costo total de la plantilla (Pesos)												Acumulado Enero-Septiembre
		Costo unitario bruto (pesos)												Número de plazas														Costo total de la plantilla (Pesos)												
		Ene	Feb	Mar	Abr	May	Jun	Jul	Ago	Sep	Oct	Nov	Dic	Ene	Feb	Mar	Abr	May	Jun	Jul	Ago	Sep	Oct	Nov	Dic			Ene	Feb	Mar	Abr	May	Jun	Jul	Ago	Sep	Oct	Nov	Dic	
PROF ASOCIADO C 1/2	Sindicalizado	20,547.88	20,547.88	20,920.00	24,052.10	19,840.00	18,803.91	29,344.93	20,432.75	19,189.74	19,189.74	37,814.78	50,171.79	1	1	1	1	1	1	1	1	1	1	1	1	CECYTE07 COL HIDALGO	20,547.88	20,547.88	20,920.00	24,052.10	19,840.00	18,803.91	29,344.93	20,432.75	19,189.74	19,189.74	37,814.78	50,171.79	300,855.50	
PROF ASOCIADO C 1/3	Sindicalizado	29,857.02	29,857.02	28,804.13	33,148.58	27,955.12	27,485.12	39,478.65	30,219.00	27,485.12	27,026.61	51,952.51	65,766.44	1	1	1	1	1	1	1	1	1	1	1	1	EMSAD04 JOSE MA. PATOW	29,857.02	29,857.02	28,804.13	33,148.58	27,955.12	27,485.12	39,478.65	30,219.00	27,485.12	27,026.61	51,952.51	65,766.44	418,986.32	
PROF CECYTE I	Sindicalizado	12,956.79	12,956.79	13,514.78	14,677.09	21,145.44	12,210.98	18,620.93	13,295.33	14,379.68	14,379.68	27,965.92	36,769.07	1	1	1	1	1	1	1	1	1	1	1	1	CECYTE01 LAS NIEVES	12,956.79	12,956.79	13,514.78	14,677.09	21,145.44	12,210.98	18,620.93	13,295.33	14,379.68	14,379.68	27,965.92	36,769.07	213,150.48	
PROF CECYTE I	Sindicalizado	20,143.50	20,143.50	20,515.62	22,978.16	19,435.62	19,015.62	27,609.12	20,143.50	19,015.62	19,015.62	36,095.65	46,573.84	1	1	1	1	1	1	1	1	1	1	1	1	CECYTE07 COL HIDALGO	20,143.50	20,143.50	20,515.62	22,978.16	19,435.62	19,015.62	27,609.12	20,143.50	19,015.62	19,015.62	36,095.65	46,573.84	290,685.37	
PROF CECYTE I	Sindicalizado	16,921.30	16,921.30	16,493.42	18,015.24	35,883.79	14,993.42	21,677.24	16,921.30	14,993.42	14,993.42	28,922.74	36,434.31	1	1	1	1	1	1	1	1	1	1	1	1	CECYTE04 J GPE AGUILER A	16,921.30	16,921.30	16,493.42	18,015.24	35,883.79	14,993.42	21,677.24	16,921.30	14,993.42	14,993.42	28,922.74	36,434.31	253,170.90	
PROF CECYTE I	Sindicalizado	22,912.41	22,912.41	21,848.20	24,545.93	20,788.20	20,348.20	29,419.11	22,876.08	20,348.20	20,348.20	38,502.32	49,446.45	1	1	1	1	1	1	1	1	1	1	1	1	CECYTE04 J GPE AGUILER A	22,912.41	22,912.41	21,848.20	24,545.93	20,788.20	20,348.20	29,419.11	22,876.08	20,348.20	20,348.20	38,502.32	49,446.45	314,275.71	
PROF CECYTE I	Sindicalizado	19,816.58	19,816.58	19,788.70	22,016.07	18,667.50	18,206.30	26,322.38	20,805.13	20,348.20	20,348.20	38,001.64	49,446.45	1	1	1	1	1	1	1	1	1	1	1	1	CECYTE09 LERDO	19,816.58	19,816.58	19,788.70	22,016.07	18,667.50	18,206.30	26,322.38	20,805.13	20,348.20	20,348.20	38,001.64	49,446.45	293,683.73	
PROF CECYTE I	Sindicalizado	20,142.46	20,142.46	20,114.58	22,459.54	19,034.58	16,614.58	26,969.36	21,478.31	20,486.28	20,141.09	38,594.41	49,569.23	1	1	1	1	1	1	1	1	1	1	1	1	CECYTE03 SUCHIL	20,142.46	20,142.46	20,114.58	22,459.54	19,034.58	16,614.58	26,969.36	21,478.31	20,486.28	20,141.09	38,594.41	49,569.23	297,768.88	
PROF CECYTE I	Sindicalizado	20,771.50	20,771.50	20,743.62	23,441.35	19,663.62	19,243.62	28,314.53	20,771.50	19,243.62	19,519.76	37,315.87	48,113.97	1	1	1	1	1	1	1	1	1	1	1	1	CECYTE10 ARTURO MARTINEZ ADAME	20,771.50	20,771.50	20,743.62	23,441.35	19,663.62	19,243.62	28,314.53	20,771.50	19,243.62	19,519.76	37,315.87	48,113.97	297,914.46	
PROF CECYTE I	Sindicalizado	20,046.74	20,046.74	20,237.20	22,817.34	19,157.20	16,737.20	27,569.40	19,105.47	16,674.40	17,217.98	33,413.70	41,090.86	1	1	1	1	1	1	1	1	1	1	1	1	CECYTE07 COL HIDALGO	20,046.74	20,046.74	20,237.20	22,817.34	19,157.20	16,737.20	27,569.40	19,105.47	16,674.40	17,217.98	33,413.70	41,090.86	276,114.23	
PROF CECYTE I	Sindicalizado	22,071.33	22,071.33	21,781.53	24,479.26	20,701.53	20,281.53	29,352.44	22,209.41	20,281.53	20,281.53	38,407.06	49,389.96	1	1	1	1	1	1	1	1	1	1	1	1	CECYTE04 J GPE AGUILER A	22,071.33	22,071.33	21,781.53	24,479.26	20,701.53	20,281.53	29,352.44	22,209.41	20,281.53	20,281.53	38,407.06	49,389.96	311,308.46	
PROF CECYTE I	Sindicalizado	16,471.74	16,471.74	17,971.74	20,061.52	17,011.84	16,711.54	24,588.91	16,711.54	9,556.38	19,110.76	49,125.47	62,773.83	1	1	1	1	1	1	1	1	1	1	1	1	EMSAD37 EJOO REVOLUCION	16,471.74	16,471.74	17,971.74	20,061.52	17,011.84	16,711.54	24,588.91	16,711.54	9,556.38	19,110.76	49,125.47	62,773.83	285,585.61	
PROF CECYTE I	Sindicalizado	19,097.06	19,097.06	19,469.18	21,931.72	18,369.18	17,969.18	26,562.68	19,696.20	19,243.62	19,243.62	36,719.12	46,876.69	1	1	1	1	1	1	1	1	1	1	1	1	CECYTE13 NAZARENO	19,097.06	19,097.06	19,469.18	21,931.72	18,369.18	17,969.18	26,562.68	19,696.20	19,243.62	19,243.62	36,719.12	46,876.69	284,195.31	
PROF CECYTE I	Sindicalizado	20,931.67	20,931.67	20,467.46	23,165.19	38,842.64	18,967.46	28,038.37	20,297.03	18,967.46	18,967.46	37,436.05	47,352.57	1	1	1	1	1	1	1	1	1	1	1	1	CECYTE12 VELARDEÑA	20,931.67	20,931.67	20,467.46	23,165.19	38,842.64	18,967.46	28,038.37	20,297.03	18,967.46	18,967.46	37,436.05	47,352.57	314,365.03	
PROF CECYTE I	Sindicalizado	19,261.81	19,261.81	19,088.60	21,315.97	35,415.88	17,588.60	25,704.68	18,657.82	17,071.28	16,771.51	33,579.16	42,320.74	1	1	1	1	1	1	1	1	1	1	1	1	CECYTE03 SUCHIL	19,261.81	19,261.81	19,088.60	21,315.97	35,415.88	17,588.60	25,704.68	18,657.82	17,071.28	16,771.51	33,579.16	42,320.74	286,237.86	
PROF CECYTE I	Sindicalizado	20,640.67	20,640.67	20,467.46	23,165.19	38,842.64	18,967.46	28,038.37	19,497.06	16,970.90	16,970.90	33,674.68	42,964.33	1	1	1	1	1	1	1	1	1	1	1	1	CECYTE07 COL HIDALGO	20,640.67	20,640.67	20,467.46	23,165.19	38,842.64	18,967.46	28,038.37	19,497.06	16,970.90	16,970.90	33,674.68	42,964.33	301,040.23	
PROF CECYTE I	Sindicalizado	17,523.82	17,523.82	18,223.82	20,451.19	17,143.82	16,723.82	24,839.90	17,647.36	16,970.90	16,970.90	33,227.37	42,112.75	1	1	1	1	1	1	1	1	1	1	1	1	CECYTE14 EMILIANO ZAPATA	17,523.82	17,523.82	18,223.82	20,451.19	17,143.82	16,723.82	24,839.90	17,647.36	16,970.90	16,970.90	33,227.37	42,112.75	259,359.47	
PROF CECYTE I	Sindicalizado	19,727.32	19,727.32	19,699.44	22,279.58	18,619.44	18,199.44	27,031.64	20,111.33	18,967.46	18,967.46	54,233.04	46,591.15	1	1	1	1	1	1	1	1	1	1	1	1	CECYTE13 NAZARENO	19,727.32	19,727.32	19,699.44	22,279.58	18,619.44	18,199.44	27,031.64	20,111.33	18,967.46	18,967.46	54,233.04	46,591.15	304,344.62	
PROF CECYTE I	Sindicalizado	15,666.18	15,666.18	16,038.30	18,013.31	15,176.30	14,756.30	21,917.55	15,884.18	14,756.30	14,756.30	28,513.98	37,684.42	1	1	1	1	1	1	1	1	1	1	1	1	CECYTE19 LLANO GRANDE	15,666.18	15,666.18	16,038.30	18,013.31	15,176.30	14,756.30	21,917.55	15,884.18	14,756.30	14,756.30	28,513.98	37,684.42	228,829.30	
PROF CECYTE I	Sindicalizado	20,358.44	20,358.44	19,930.56	22,510.70	18,850.56	18,430.56	27,262.76	20,600.74	19,191.32	19,191.32	36,600.30	43,950.33	1	1	1	1	1	1	1	1	1	1	1	1	CECYTE02 CEBALLOS	20,358.44	20,358.44	19,930.56	22,510.70	18,850.56	18,430.56	27,262.76	20,600.74	19,191.32	19,191.32	36,600.30	43,950.33	287,235.03	
PROF CECYTE I	Sindicalizado	18,528.57	18,528.57	19,915.16	22,612.89	18,256.26	18,415.16	27,410.20	19,543.04	18,415.16	18,102.21	35,519.81	44,877.97	1	1	1	1	1	1	1	1	1	1	1	1	CECYTE20 DOLORES HIDALGO	18,528.57	18,528.57	19,915.16	22,612.89	18,256.26	18,415.16	27,410.20	19,543.04	18,415.16	18,102.21	35,519.81	44,877.97	280,124.00	
PROF CECYTE I	Sindicalizado	23,333.87	23,333.87	23,419.96	26,756.60	22,339.98	21,919.98	32,267.82	23,447.85	21,919.98	21,919.98	42,050.07	50,235.69	1	1	1	1	1	1	1	1	1	1	1	1	CECYTE06 CHARCOS	23,333.87	23,333.87	23,419.96	26,756.60	22,339.98	21,919.98	32,267.82	23,447.85	21,919.98	21,919.98	42,050.07	50,235.69	332,955.68	
PROF CECYTE I	Sindicalizado	19,439.89	19,439.89	19,666.68	22,245.82	18,566.68	18,166.68	26,998.88	18,944.39	17,466.34	17,466.34	33,713.23	44,206.83	1	1	1	1	1	1	1	1	1	1	1	1	CECYTE19 LLANO GRANDE	19,439.89	19,439.89	19,666.68	22,245.82	18,566.68	18,166.68	26,998.88	18,944.39	17,466.34	17,466.34	33,713.23	44,206.83	276,342.65	
PROF CECYTE I	Sindicalizado	14,720.28	14,720.28	15,820.28	17,577.29	14,740.28	14,320.28	21,481.53	14,829.29	14,538.30	14,538.30	28,188.50	37,459.00	1	1	1	1	1	1	1	1	1	1	1	1	EMSAD38 EXT CERTIMI DGO	14,720.28	14,720.28	15,820.28	17,577.29	14,740.28	14,320.28	21,481.53	14,829.29	14,538.30	14,538.30	28,188.50	37,459.00	222,933.61	
PROF CECYTE I	Sindicalizado	27,218.77	27,218.77	27,547.05	31,167.40	26,467.05	26,047.06	37,009.62	27,174.94	26,047.06	26,047.06	48,501.55	61,242.00	1	1	1	1	1	1	1	1	1	1	1	1	CECYTE08 LA GUAJOLOTA	27,218.77	27,218.77	27,547.05	31,167.40	26,467.05	26,047.06	37,009.62	27,174.94	26,047.06	26,047.06	48,501.55	61,242.00	391,688.55	
PROF CECYTE I	Sindicalizado	18,826.89	18,826.89	19,161.68	21,741.82	18,081.68	17,651.68	26,493.68	1																															

Universidad Institución	Categoría	Tipo de personal (1)	Costo unitario bruto (pesos)												Número de plazas												Responsabilidad laboral	Ubicación	Costo total de la plantilla (Pesos)																					
			Ene	Feb	Mar	Abr	May	Jun	Jul	Ago	Sep	Oct	Nov	Dic	Ene	Feb	Mar	Abr	May	Jun	Jul	Ago	Sep	Oct	Nov	Dic			Ene	Feb	Mar	Abr	May	Jun	Jul	Ago	Sep	Oct	Nov	Dic	Acumulado Enero Septiembre									
	PROF EMSAD I	Confianza	-	-	-	-	10,216.96	11,718.81	-	-	-	-	-	0	0	0	0	1	1	1	1	0	0	0	0		EMSAD12 RAMON CORDONA	-	-	-	-	10,216.96	11,718.81	-	-	-	-	-	-	-	-	-	-	-	-	-	-	21,935.77		
	PROF EMSAD I	Confianza	-	-	-	-	9,228.21	1,540.69	-	-	-	-	-	0	0	0	0	1	1	1	1	0	0	0	0		EMSAD031 SAN BERNARDO	-	-	-	-	9,228.21	1,540.69	-	-	-	-	-	-	-	-	-	-	-	-	-	-	10,768.90		
	PROF EMSAD I	Confianza	-	-	-	-	-	11,683.39	-	-	-	-	-	0	0	0	0	0	1	1	1	0	0	0	0		EMSAD04 SAN LUIS DEL CORDERO	-	-	-	-	-	11,683.39	-	-	-	-	-	-	-	-	-	-	-	-	-	-	-	11,683.39	
	PROF EMSAD I	Confianza	-	-	-	-	-	-	8,667.78	19,027.23	20,562.78	23,154.96	21,496.66	0	0	0	0	0	0	0	1	1	1	1	1		EMSAD24 CAÑELAS	-	-	-	-	-	8,667.78	19,027.23	20,562.78	23,154.96	21,496.66	-	-	-	-	-	-	-	-	-	-	-	-	92,669.31
	PROF EMSAD I	Confianza	-	-	-	-	-	-	9,302.17	10,533.72	10,533.72	14,639.90	13,784.91	0	0	0	0	0	0	0	1	1	1	1	1		EMSAD11 PANUJO DE CORDONADO	-	-	-	-	-	9,302.17	10,533.72	10,533.72	14,639.90	13,784.91	-	-	-	-	-	-	-	-	-	-	-	-	58,794.42
	PROF EMSAD I	Confianza	-	-	-	-	-	-	5,852.07	11,704.14	11,704.14	15,910.69	15,006.83	0	0	0	0	0	0	0	1	1	1	1	1		EMSAD08 LA ZARCA	-	-	-	-	-	5,852.07	11,704.14	11,704.14	15,910.69	15,006.83	-	-	-	-	-	-	-	-	-	-	-	-	60,177.67
	PROF EMSAD I	Confianza	-	-	-	-	-	-	5,530.14	16,769.85	14,907.36	20,310.68	19,068.86	0	0	0	0	0	0	0	1	1	1	1	1		EMSAD22 CAÑOAS	-	-	-	-	-	5,530.14	16,769.85	14,907.36	20,310.68	19,068.86	-	-	-	-	-	-	-	-	-	-	-	-	76,664.91
	PROF EMSAD I	Confianza	-	-	-	-	-	-	5,071.80	5,071.80	-	2,696.69	-	0	0	0	0	0	0	0	1	1	0	1	0		EMSAD17 DINAMITA	-	-	-	-	-	5,071.80	5,071.80	-	2,696.69	-	-	-	-	-	-	-	-	-	-	-	-	-	12,640.19
	PROF EMSAD I	Confianza	-	-	-	-	-	-	2,567.80	15,490.00	12,094.28	16,452.10	15,520.83	0	0	0	0	0	0	0	1	1	1	1	1		EMSAD12 RAMON CORDONA	-	-	-	-	-	2,567.80	15,490.00	12,094.28	16,452.10	15,520.83	-	-	-	-	-	-	-	-	-	-	-	-	62,116.01
	PROF EMSAD I	Confianza	-	-	-	-	-	-	892.81	26,421.68	18,273.52	25,010.10	23,372.30	0	0	0	0	0	0	0	1	1	1	1	1		EMSAD27 LA MESA DE SAN PEDRO	-	-	-	-	-	892.81	26,421.68	18,273.52	25,010.10	23,372.30	-	-	-	-	-	-	-	-	-	-	-	-	93,970.41
	PROF EMSAD I	Confianza	-	-	-	-	-	-	5,852.07	11,704.14	11,704.14	15,910.69	15,006.83	0	0	0	0	0	0	0	1	1	1	1	1		EMSAD30 SAN PEDRO DEL GALLO	-	-	-	-	-	5,852.07	11,704.14	11,704.14	15,910.69	15,006.83	-	-	-	-	-	-	-	-	-	-	-	-	60,177.67
	PROF EMSAD I	Confianza	-	-	-	-	-	-	5,266.86	10,533.72	10,533.72	14,274.17	13,464.83	0	0	0	0	0	0	0	1	1	1	1	1		EMSAD21 J AGUSTIN CASTRO EXT CEFERESO	-	-	-	-	-	5,266.86	10,533.72	10,533.72	14,274.17	13,464.83	-	-	-	-	-	-	-	-	-	-	-	-	54,073.30
	PROF EMSAD I	Confianza	-	-	-	-	-	-	5,461.93	10,923.86	10,923.86	14,819.69	13,978.83	0	0	0	0	0	0	0	1	1	1	1	1		EMSAD30 SAN PEDRO DEL GALLO	-	-	-	-	-	5,461.93	10,923.86	10,923.86	14,819.69	13,978.83	-	-	-	-	-	-	-	-	-	-	-	-	56,106.17
	PROF EMSAD I	Confianza	-	-	-	-	-	-	5,657.00	11,314.00	11,314.00	15,365.19	14,492.83	0	0	0	0	0	0	0	1	1	1	1	1		EMSAD30 SAN PEDRO DEL GALLO EXT LA LOMA	-	-	-	-	-	5,657.00	11,314.00	11,314.00	15,365.19	14,492.83	-	-	-	-	-	-	-	-	-	-	-	-	58,143.02
	PROF EMSAD I	Confianza	-	-	-	-	-	-	5,266.86	10,533.72	10,533.72	14,274.17	13,464.83	0	0	0	0	0	0	0	1	1	1	1	1		EMSAD26 SAN FRANCISCO DE ASIS	-	-	-	-	-	5,266.86	10,533.72	10,533.72	14,274.17	13,464.83	-	-	-	-	-	-	-	-	-	-	-	-	54,073.30
	PROF EMSAD I	Confianza	-	-	-	-	-	-	7,694.12	15,388.24	15,388.24	20,986.32	19,681.92	0	0	0	0	0	0	0	1	1	1	1	1		EMSAD14 REMEDIOS LA PRESA	-	-	-	-	-	7,694.12	15,388.24	15,388.24	20,986.32	19,681.92	-	-	-	-	-	-	-	-	-	-	-	-	79,138.84
	PROF EMSAD I	Confianza	-	-	-	-	-	-	5,461.93	10,923.86	10,923.86	14,819.69	13,978.83	0	0	0	0	0	0	0	1	1	1	1	1		EMSAD03 INDE	-	-	-	-	-	5,461.93	10,923.86	10,923.86	14,819.69	13,978.83	-	-	-	-	-	-	-	-	-	-	-	-	56,106.17
	PROF EMSAD I	Confianza	-	-	-	-	-	-	6,047.14	12,094.28	12,094.28	16,456.20	15,520.83	0	0	0	0	0	0	0	1	1	1	1	1		EMSAD41 PROVIDENCIA	-	-	-	-	-	6,047.14	12,094.28	12,094.28	16,456.20	15,520.83	-	-	-	-	-	-	-	-	-	-	-	-	62,212.73
	PROF EMSAD I	Confianza	-	-	-	-	-	-	5,071.80	10,143.60	10,143.60	13,745.32	12,950.79	0	0	0	0	0	0	0	1	1	1	1	1		EMSAD03 INDE	-	-	-	-	-	5,071.80	10,143.60	10,143.60	13,745.32	12,950.79	-	-	-	-	-	-	-	-	-	-	-	-	62,055.11
	PROF EMSAD I	Confianza	-	-	-	-	-	-	6,491.91	12,983.82	12,983.82	17,622.59	16,606.62	0	0	0	0	0	0	0	1	1	1	1	1		EMSAD23 LAS MILPAS	-	-	-	-	-	6,491.91	12,983.82	12,983.82	17,622.59	16,606.62	-	-	-	-	-	-	-	-	-	-	-	-	66,688.76
	PROF EMSAD I	Confianza	-	-	-	-	-	-	4,876.72	9,753.44	9,753.44	13,216.63	12,445.27	0	0	0	0	0	0	0	1	1	1	1	1		EMSAD21 J AGUSTIN CASTRO	-	-	-	-	-	4,876.72	9,753.44	9,753.44	13,216.63	12,445.27	-	-	-	-	-	-	-	-	-	-	-	-	50,045.50
	PROF EMSAD I	Confianza	-	-	-	-	-	-	13,945.69	13,945.69	18,262.89	17,421.97	0	0	0	0	0	0	0	0	1	1	1	1	1		EMSAD22 CAÑOAS	-	-	-	-	-	13,945.69	13,945.69	18,262.89	17,421.97	-	-	-	-	-	-	-	-	-	-	-	-	-	63,576.02
	PROF EMSAD I	Confianza	-	-	-	-	-	-	10,533.72	10,533.72	13,796.72	13,144.76	0	0	0	0	0	0	0	0	1	1	1	1	1		EMSAD41 PROVIDENCIA	-	-	-	-	-	10,533.72	10,533.72	13,796.72	13,144.76	-	-	-	-	-	-	-	-	-	-	-	-	-	48,008.92
	PROF EMSAD I	Confianza	-	-	-	-	-	-	16,289.95	14,426.46	18,970.93	18,022.72	0	0	0	0	0	0	0	0	1	1	1	1	1		EMSAD13 PUEBLO NUEVO	-	-	-	-	-	16,289.95	14,426.46	18,970.93	18,022.72	-	-	-	-	-	-	-	-	-	-	-	-	-	67,709.06
	PROF EMSAD I	Confianza	-	-	-	-	-	-	5,657.00	11,314.00	14,342.42	13,805.26	0	0	0	0	0	0	0	1	1	1	1	1	1		EMSAD45 SAN JOSE DE ZAPAGOZA	-	-	-	-	-	5,657.00	11,314.00	14,342.42	13,805.26	-	-	-	-	-	-	-	-	-	-	-	-	-	45,118.68
	PROF EMSAD I	Confianza	-	-	-	-	-	-	5,071.80	10,143.60	12,858.73	12,351.82	0	0	0	0	0	0	0	1	1	1	1	1	1		EMSAD17 DINAMITA EXT ZONA MILITAR GP	-	-	-	-	-	5,071.80	10,143.60	12,858.73	12,351.82	-	-	-	-	-	-	-	-	-	-	-	-	-	40,425.95
	PROF EMSAD I	Confianza	-	-	-	-	-	-	-	7,825.91	11,094.76	-	0	0	0	0	0	0	0	0	1	1	1	1	0		EMSAD15 CEDIRESO DEL SALTO	-	-	-	-	-	7,825.91	11,094.76	-	-	-	-	-	-	-	-	-	-	-	-	-	-	-	18,920.67
	PROF EMSAD I	Confianza	-	-	-	-	-	-	-	14,682.26	11,608.44	13,228.63	0	0	0	0	0	0	0	0	1	1	1	1	1		EMSAD17 DINAMITA	-	-	-	-	-	14,682.26	11,608.44	13,228.63	-	-	-	-	-	-	-	-	-	-	-	-	-	-	39,519.35
	PROF EMSAD II	Sindicalizado	21,999.90	21,999.90	22,372.02	25,574.28	21,599.34	21,179.34	31,274.44	19,480.28	14,110.81	23,176.34	40,428.07	51,909.27	1	1	1	1	1	1	1	1	1	1	1		EMSAD19 JOSE MA MORELOS	21,999.90	21,999.90	22,372.02	25,574.28	21,599.34	21,179.34	31,274.44	19,480.28	14,110.81	23,176.34	40,428.07	51,909.27	-	-	-	-	-	-	-	-	-	-	315,103.99
	PROF EMSAD II	Sindicalizado	16,480.14	16,480.14	16,652.26	18,657.31	15,772.26	15,585.60	23,260.40	21,196.15	16,930.48	16,930.48	32,637.65	43,735.85	1	1	1	1	1	1	1	1	1	1	1		EMSAD21 J AGUSTIN CASTRO	16,480.14	16,480.14	16,652.26	18,657.31	15,772.26	15,585.60	23,260.40	21,196.15	16,930.48	16,930.48	32,637.65	43,735.85	-	-	-	-	-	-	-	-	-	-	264,708.72

DESTINO DE LOS RECURSOS FEDERALES QUE RECIBEN INIVERSIDADES E INSTITUCIONES DE EDUCACIÓN MEDIA SUPERIOR Y SUPERIOR
En términos del artículo 38, fracción III del Decreto de Presupuesto de Egresos de la Federación para el Ejercicio Fiscal 2019
Desglose del gasto corriente de operación
Cifras acumuladas desde enero al periodo que se reporta

Fracción III

Universidad / Institución	Gasto Corriente de Operación (Pesos)											
	Materiales y Suministros			Servicios Generales			Otros			Total		
	Enero-Octubre	Enero-Noviembre	Enero-Diciembre	Enero-Octubre	Enero-Noviembre	Enero-Diciembre	Enero-Octubre	Enero-Noviembre	Enero-Diciembre	Enero-Octubre	Enero-Noviembre	Enero-Diciembre
Colegio de Estudios Científicos y Tecnológicos del Estado de Durango	12,290,130	13,254,349	18,161,970	10,499,399	11,831,518	14,479,847	200,000	925,361	928,361	22,989,530	26,011,228	33,570,178

C.P. ALEJANDRO DUARTE SERRANO.
ENCARGADO DE REC. FINANCIEROS

LIC. ALEJANDRO MOJICA NARVAEZ.
DIRECTOR GENERAL.

L.I. MANUEL ENRIQUEZ GAMERO.
DIRECTOR ADMINISTRATIVO.

Estado de Situación Financiera
Al 31 de diciembre de 2019
(Pesos)


Ente Público:

COLEGIO DE ESTUDIOS CIENTÍFICOS Y TECNOLÓGICOS DEL ESTADO DE DURANGO.

CONCEPTO	DICIEMBRE 2019	DICIEMBRE 2018	CONCEPTO	DICIEMBRE 2019	DICIEMBRE 2018
ACTIVO			PASIVO		
Activo Circulante			Pasivo Circulante		
Efectivo y Equivalentes	50,632,417.15	23,753,063.00	Cuentas por Pagar a Corto Plazo	98,839,520.12	74,037,809.00
Derechos a Recibir Efectivo o Equivalentes	219,161.55	20,350,719.00	Documentos por Pagar a Corto Plazo	0.00	0.00
Derechos a Recibir Bienes o Servicios	7,226,716.14	7,218,385.00	Porción a Corto Plazo de la Deuda Pública a Largo Plazo	0.00	0.00
Inventarios	0.00	0.00	Títulos y Valores a Corto Plazo	0.00	0.00
Almacenes	0.00	0.00	Pasivos Diferidos a Corto Plazo	0.00	0.00
Estimación por Pérdida o Deterioro de Activos Circulantes	0.00	0.00	Fondos y Bienes de Terceros en Garantía y/o Administración a Corto Plazo	474,108.20	474,108.00
Otros Activos Circulantes	0.00	0.00	Provisiones a Corto Plazo	0.00	0.00
Total de Activos Circulantes	58,078,294.84	51,322,167.00	Otros Pasivos a Corto Plazo	18,560.00	18,560.00
Activo No Circulante			Total de Pasivos Circulantes		
Inversiones Financieras a Largo Plazo	0.00	0.00		99,332,188.32	74,530,477.00
Derechos a Recibir Efectivo o Equivalentes a Largo Plazo	0.00	0.00	Pasivo No Circulante		
Bienes Inmuebles, Infraestructura y Construcciones en Proceso	208,593,035.20	208,333,231.00	Cuentas por Pagar a Largo Plazo	0.00	0.00
Bienes Muebles	42,412,789.73	41,460,402.00	Documentos por Pagar a Largo Plazo	0.00	0.00
Activos Intangibles	518,361.49	879,554.00	Deuda Pública a Largo Plazo	0.00	0.00
Depreciación, Deterioro y Amortización Acumulada de Bienes	-38,627,705.76	-37,595,663.00	Pasivos Diferidos a Largo Plazo	0.00	0.00
Activos Diferidos	40,050.62	40,050.00	Fondos y Bienes de Terceros en Garantía y/o en Administración a Largo Plazo	0.00	0.00
Estimación por Pérdida o Deterioro de Activos no Circulantes	0.00	0.00	Provisiones a Largo Plazo	0.00	0.00
Otros Activos no Circulantes	0.00	0.00	Total de Pasivos No Circulantes	0.00	0.00
Total de Activos No Circulantes	212,936,531.28	213,117,574.00	Total del Pasivo	99,332,188.32	74,530,477.00
Total del Activo	271,014,826.12	264,439,741.00	HACIENDA PÚBLICA/ PATRIMONIO		
			Hacienda Pública/Patrimonio Contribuido		
			Aportaciones		
			235,216,428.64		
			Donaciones de Capital		
			14,070,634.59		
			Actualización de la Hacienda Pública / Patrimonio		
			-16,497.93		
			-16,498.00		
			Hacienda Pública/Patrimonio Generado		
			-77,587,927.50		
			Resultados del Ejercicio (Ahorro / Desahorro)		
			-20,242,016.65		
			7,199,711.00		
			Resultados de Ejercicios Anteriores		
			-57,407,216.91		
			-65,001,079.00		
			Revalúos		
			24,586.20		
			24,586.00		
			Reservas		
			0.00		
			0.00		
			Rectificaciones de Resultados de Ejercicios Anteriores		
			36,719.86		
			36,720.00		
			Exceso o Insuficiencia en la Actualización de la Hacienda Pública/Patrimonio		
			0.00		
			0.00		
			Resultado por Posición Monetaria		
			0.00		
			0.00		
			Resultado por Tenencia de Activos no Monetarios		
			0.00		
			0.00		
			Total Hacienda Pública/ Patrimonio		
			171,682,637.80		
			189,909,264.00		
			Total del Pasivo y Hacienda Pública / Patrimonio		
			271,014,826.12		
			264,439,741.00		



C.P. ALEJANDRO DUARTE SERRANO.
ENCARGADO DE REC. FINANCIEROS



LIC. ALEJANDRO MOJICA NARVAEZ
DIRECTOR GENERAL



L.I. MANUEL ENRIQUEZ GAMERO.
DIRECTOR ADMINISTRATIVO.

Estado de Actividades
Del 1 de enero al 31 de diciembre de 2019
(Pesos)

Ente Público:

COLEGIO DE ESTUDIOS CIENTIFICOS Y TECNOLOGICOS DEL ESTADO DE DURANGO.

Concepto	DICIEMBRE 2019	DICIEMBRE 2018	Concepto	DICIEMBRE 2019	DICIEMBRE 2018
INGRESOS Y OTROS BENEFICIOS			GASTOS Y OTRAS PÉRDIDAS		
Ingresos de Gestión	8,600,567.78	8,136,659.00	Gastos de Funcionamiento	293,541,074.24	286,677,006.00
Impuestos	0.00	0.00	Servicios Personales	260,899,257.10	263,605,686.00
Cuotas y Aportaciones de Seguridad Social	0.00	0.00	Materiales y Suministros	18,161,970.46	13,872,947.00
Contribuciones de Mejoras	0.00	0.00	Servicios Generales	14,479,846.68	9,198,373.00
Derechos	0.00	0.00			
Productos	0.00	0.00	Transferencias, Asignaciones, Subsidios y Otras Ayudas	508,577.67	171,666.00
Aprovechamientos	0.00	0.00	Transferencias Internas y Asignaciones al Sector Público	0.00	0.00
Ingresos por Venta de Bienes y Prestación de Servicios	8,600,567.78	8,136,659.00	Transferencias al Resto del Sector Público	0.00	0.00
Participaciones, Aportaciones, Convenios, Incentivos Derivados de la Colaboración Fiscal, Fondos Distintos de Aportaciones, Transferencias, Asignaciones, Subsidios y Subvenciones y Pensiones y Jubilaciones	267,872,432.75	289,079,917.00	Subsidios y Subvenciones	0.00	0.00
Participaciones, Aportaciones, Convenios, Incentivos Derivados de la Colaboración Fiscal y Fondos Distintos de Aportaciones	0.00	0.00			
Transferencias, Asignaciones, Subsidios y Subvenciones, y Pensiones y Jubilaciones	267,872,432.75	289,079,917.00	Ayudas Sociales	508,577.67	171,666.00
Otros Ingresos y Beneficios	0.00	0.00	Pensiones y Jubilaciones	0.00	0.00
Ingresos Financieros	0.00	0.00	Transferencias a Fideicomisos, Mandatos y Contratos Análogos	0.00	0.00
Incremento por Variación de Inventarios	0.00	0.00	Transferencias a la Seguridad Social	0.00	0.00
Disminución del Exceso de Estimaciones por Pérdida o Deterioro u Obsolescencia	0.00	0.00	Donativos	0.00	0.00
Disminución del Exceso de Provisiones	0.00	0.00	Transferencias al Exterior	0.00	0.00
Otros Ingresos y Beneficios Varios	0.00	0.00			
Total de Ingresos y Otros Beneficios	276,473,000.53	297,216,576.00	Participaciones y Aportaciones	0.00	0.00
			Participaciones	0.00	0.00
			Aportaciones	0.00	0.00
			Convenios	0.00	0.00
			Intereses, Comisiones y Otros Gastos de la Deuda Pública	0.00	0.00
			Intereses de la Deuda Pública	0.00	0.00
			Comisiones de la Deuda Pública	0.00	0.00
			Gastos de la Deuda Pública	0.00	0.00
			Costo por Coberturas	0.00	0.00
			Apoyos Financieros	0.00	0.00
			Otros Gastos y Pérdidas Extraordinarias	2,665,365.27	3,168,193.00
			Estimaciones, Depreciaciones, Deterioros, Obsolescencia y Amortizaciones	2,245,582.15	2,773,094.00
			Provisiones	0.00	0.00
			Disminución de Inventarios	0.00	0.00
			Aumento por Insuficiencia de Estimaciones por Pérdida o Deterioro y Obsolescencia	0.00	0.00
			Aumento por Insuficiencia de Provisiones	0.00	0.00
			Otros Gastos	419,783.12	395,099.00
			Inversión Pública	0.00	0.00
			Inversión Pública no Capitalizable	0.00	0.00
			Total de Gastos y Otras Pérdidas	296,715,017.18	290,016,865.00
			Resultados del Ejercicio (Ahorro/Desahorro)	-20,242,016.65	7,199,711.00


C.P. ALEJANDRO DUARTE SERRANO.
ENCARGADO DE REC. FINANCIEROS


LIC. ALEJANDRO MOJICA NARVAEZ.
DIRECTOR GENERAL.


L.I. MANUEL ENRIQUEZ GAMERO.
DIRECTOR ADMINISTRATIVO.

Estado de Cambios en la Situación Financiera
Del 1 de enero al 31 de diciembre de 2019
(Pesos)

Ente Público:

COLEGIO DE ESTUDIOS CIENTIFICOS Y TECNOLOGICOS DEL ESTADO DE DURANGO.


Concepto	Origen	Aplicación	Concepto	Origen	Aplicación
ACTIVO	21,524,792.72	28,099,877.84	PASIVO	24,801,711.32	0.00
Activo Circulante	20,131,557.45	26,887,685.29	Pasivo Circulante	24,801,711.32	0.00
Efectivo y Equivalentes	0.00	26,879,354.15	Cuentas por Pagar a Corto Plazo	24,801,711.12	0.00
Derechos a Recibir Efectivo o Equivalentes	20,131,557.45	0.00	Documentos por Pagar a Corto Plazo	0.00	0.00
Derechos a Recibir Bienes o Servicios	0.00	8,331.14	Porción a Corto Plazo de la Deuda Pública a Largo Plazo	0.00	0.00
Inventarios	0.00	0.00	Títulos y Valores a Corto Plazo	0.00	0.00
Almacenes	0.00	0.00	Pasivos Diferidos a Corto Plazo	0.00	0.00
Estimación por Pérdida o Deterioro de Activos Circulantes	0.00	0.00	Fondos y Bienes de Terceros en Garantía y/o Administración a Corto Plazo	0.20	0.00
Otros Activos Circulantes	0.00	0.00	Provisiones a Corto Plazo	0.00	0.00
Activo No Circulante	1,393,235.27	1,212,192.55	Pasivo No Circulante	0.00	0.00
Inversiones Financieras a Largo Plazo	0.00	0.00	Cuentas por Pagar a Largo Plazo	0.00	0.00
Derechos a Recibir Efectivo o Equivalentes a Largo Plazo	0.00	0.00	Documentos por Pagar a Largo Plazo	0.00	0.00
Bienes Inmuebles, Infraestructura y Construcciones en Proceso	0.00	259,804.20	Deuda Pública a Largo Plazo	0.00	0.00
Bienes Muebles	0.00	952,387.73	Pasivos Diferidos a Largo Plazo	0.00	0.00
Activos Intangibles	361,192.51	0.00	Fondos y Bienes de Terceros en Garantía y/o en Administración a Largo Plazo	0.00	0.00
Depreciación, Deterioro y Amortización Acumulada de Bienes	1,032,042.76	0.00	Provisiones a Largo Plazo	0.00	0.00
Activos Diferidos	0.00	0.62			
Estimación por Pérdida o Deterioro de Activos no Circulantes	0.00	0.00			
Otros Activos no Circulantes	0.00	0.00			
			HACIENDA PÚBLICA/ PATRIMONIO	9,215,101.95	27,441,728.15
			Hacienda Pública/Patrimonio Contribuido	1,621,239.66	0.36
			Aportaciones	0.00	0.36
			Donaciones de Capital	1,621,239.59	0.00
			Actualización de la Hacienda Pública / Patrimonio	0.07	0.00
			Hacienda Pública/Patrimonio Generado	7,593,862.29	27,441,727.79
			Resultados del Ejercicio (Ahorro / Desahorro)	0.00	27,441,727.65
			Resultados de Ejercicios Anteriores	7,593,862.09	0.00
			Revalúos	0.20	0.00
			Reservas	0.00	0.00
			Rectificaciones de Resultados de Ejercicios Anteriores	0.00	0.14
			Exceso o Insuficiencia en la Actualización de la Hacienda Pública/Patrimonio	0.00	0.00
			Resultado por Posición Monetaria	0.00	0.00
			Resultado por Tenencia de Activos no Monetarios	0.00	0.00



C.P. ALEJANDRO DUARTE SERRANO.
ENCARGADO DE REC. FINANCIEROS



LIC. ALEJANDRO MOJICA NARVAEZ.
DIRECTOR GENERAL.



L.I. MANUEL ENRIQUEZ GAMERO.
DIRECTOR ADMINISTRATIVO.

DESTINO DE LOS RECURSOS FEDERALES QUE RECIBEN UNIVERSIDADES E INSTITUCIONES DE EDUCACIÓN MEDIA SUPERIOR Y SUPERIOR

En términos del artículo 38, fracción V del Decreto de Presupuesto de Egresos de la Federación para el Ejercicio Fiscal 2019

Programas y cumplimiento de metas

Cifras acumuladas desde enero al periodo que se reporta

Fracción V

Universidad / Institución	Ciclo escolar	Inicio ó Fin	Número de Alumnos	Nivel Educativo (Media Superior o superior)	Tipo de Servicio o Subsistema	Enero-Junio	Enero-Septiembre	Enero-Diciembre
COLEGIO DE ESTUDIOS CIENTÍFICOS Y TECNOLÓGICOS DEL ESTADO DE DURANGO	2018-2019	FIN	5,257	Media superior	Bachillerato Tecnológico	X		
COLEGIO DE ESTUDIOS CIENTÍFICOS Y TECNOLÓGICOS DEL ESTADO DE DURANGO	2018-2019	FIN	3,323	Media superior	Bachillerato General	X		
COLEGIO DE ESTUDIOS CIENTÍFICOS Y TECNOLÓGICOS DEL ESTADO DE DURANGO	2019-2020	INICIO	5,898	Media superior	Bachillerato Tecnológico		X	
COLEGIO DE ESTUDIOS CIENTÍFICOS Y TECNOLÓGICOS DEL ESTADO DE DURANGO	2019-2020	INICIO	4,224	Media superior	Bachillerato General		X	
COLEGIO DE ESTUDIOS CIENTÍFICOS Y TECNOLÓGICOS DEL ESTADO DE DURANGO	2019-2020	INICIO	5,949	Media superior	Bachillerato Tecnológico			X
COLEGIO DE ESTUDIOS CIENTÍFICOS Y TECNOLÓGICOS DEL ESTADO DE DURANGO	2019-2020	INICIO	4,281	Media superior	Bachillerato General			X

C.P. ALEJANDRO DUARTE SERRANO.
ENCARGADO DE REC. FINANCIEROS

LIC. ALEJANDRO MOJICA NARVAEZ.
DIRECTOR GENERAL.

L.I. MANUEL ENRIQUEZ GAMERO.
DIRECTOR ADMINISTRATIVO.